

UBUHLEBEZWE



Telephone: 039 – 834 7700
Fax: 039 – 834 1168
E-mail: mm@ubuhlebezwe.gov.za
Website: www.ubuhlebezwe.gov.za

PO Box 132
29 Margaret Street, Ixopo
KwaZulu - Natal, 3276
South Africa

MUNICIPALITY

From the Office of the Municipal Manager

EXTRACT FROM THE MINUTES OF THE SPECIAL COUNCIL MEETING HELD AT 17H00 ON THE 11TH OCTOBER 2023, VIRTUALLY.

RESOLUTION NO : CBTO198/23

AGENDA ITEM/SUBJECT : REPORT ON BANK ACCOUNT WITHDRAWALS NOT IN TERMS OF AN APPROVED BUDGET AS PER MFMA, SECTION 11

Council at its meeting held on the 11th October 2023 considered the above matter. Following discussion, it was

RESOLVED AS FOLLOWS:

- (i) *THAT Council note Bank account withdrawals for 2023/24, quarter 1 (one),*
- (ii) *THAT Council approves the Quarterly Withdrawals not in terms of an approved budget as per MFMA report.*

CERTIFIED A TRUE EXTRACT OF THE ORIGINAL MINUTES

NAME OF MUNICIPAL MANAGER : MR ME MKHIZE

SIGNATURE OF MUNICIPAL MANAGER : 

DATE OF SIGNATURE : 13/10/23

Bank Account Withdrawals not in Terms of an Approved Budget

Municipal Finance Management Act, section 11(4)

Consolidated Quarterly Report for period 01/07/2023 to 30/09/2023 (complete relevant period)



NAME OF MUNICIPALITY: UBUHLEBEZWE

Date	Payee	Amount in R'000	Description and Purpose	Authorised by (name)
1. Section 11(b) - Expenditure authorised by the MEC for finance in terms of section 26 (4) when a municipality has failed to approve a budget by 30 June;				
2. Section 11(c) - Unforeseeable and unavoidable expenditure authorised by the mayor in terms of section 29 (1);				
3. Section 11(d) - Payments from a trust, charitable or relief fund without budget appropriation in terms of section 12(4);				
4. Section 11(e) - Payments to a person or organ of state of money received by the municipality on behalf of that person or organ of state, including				
(i) money collected by the municipality on behalf of that person or organ of state by agreement; or				
(ii) any insurance or other payments received by the municipality for that person or organ of state;				
5. Section 11(f) - Refund money incorrectly paid into a bank account;				
6. Section 11(g) - Refund guarantees, sureties and security deposits;				
7. Section 11(h) - Payments for cash management and investment purposes in accordance with section 13;				
8/1/2023	NEDBANK	R2,500,000.00	Section 11 (1) h	Mr ME Mkhize
8/17/2023	NEDBANK	R2,000,000.00	Section 11 (1) h	Mr ME Mkhize
8/25/2023	NEDBANK	R5,000,000.00	Section 11 (1) h	Mr ME Mkhize
9/15/2023	NEDBANK	R5,000,000.00	Section 11 (1) h	Mr ME Mkhize
9/18/2023	NEDBANK	R4,000,000.00	Section 11 (1) h	Mr ME Mkhize
9/19/2023	NEDBANK	R5,200,000.00	Section 11 (1) h	Mr ME Mkhize
9/19/2023	NEDBANK	R1,500,000.00	Section 11 (1) h	Mr ME Mkhize
9/20/2023	NEDBANK	R1,600,000.00	Section 11 (1) h	Mr ME Mkhize
9/27/2023	NEDBANK	R4,000,000.00	Section 11 (1) h	Mr ME Mkhize
8. Section 11(i) - To defray increased expenditure on a multi-year capital project in terms of section 31;				
9. Section 11(j) - Payments for such other purposes as may be prescribed from time-to-time.				

DISTRIBUTION	
1. Did the Accounting Officer table in Council a consolidated report of all withdrawals within 30 days after the end of the quarter;	YES / NO
2. Date the consolidated report was tabled; and	DATE: 11/10/2023
3. Was the copy of the consolidated report of all withdrawals submitted to the Auditor General	YES / NO

CHIEF FINANCIAL OFFICER

MUNICIPAL MANAGER

Instructions for completing this report:


The Accounting Officer must include information motivating the non-budgetted withdrawals, action taken to rectify the breach and identify how funding will be sourced through an Adjustments Budget. This motivation can be an additional report to council or incorporated into the table above by inserting additional space.

This report must be tabled in Council within 30 days after the end of each quarter where a withdrawal occurs.

Withdrawals that must be reported each quarter:

Distribution:

- Table this report in a full council meeting, including additional motivation on action taken to rectify, within 30 days after the end of each quarter (section 11(4))
- Submit a copy to the relevant National Treasury, Provincial Treasury and the Auditor-General



Bank charges for the period 31 July 2023 to 1 August 2023


Narrative Description		Item cost (R)	VAT (R)	Total (R)
Cash fees		48.41	7.26	55.67
Other charges		0.00	0.00	0.00
Total Charges				55.67

Tran list no	Date	Description	Fees (R)	Debits (R)	Credits (R)	Balance (R)
	01/08/2023	Opening balance				677,928.39
000868	01/08/2023	NEDLNK DP 00217383 306			22,993.66	700,922.05
	01/08/2023	NEDLNK DP 00275711 120			1,190.00	702,112.05
	01/08/2023	185886 Olona Basi			1,000.00	703,112.05
	01/08/2023	ABSA BANK 164562 Rayphila Mana			3,500.00	706,612.05
	01/08/2023	ABSA BANK 145912 Antel Trust			2,000.00	708,612.05
	01/08/2023	104551			1,080.00	709,692.05
	01/08/2023	143563 MJ BAME			260.00	709,952.05
	01/08/2023	CV10915000HCUM Site 2			19,020.00	728,972.05
	01/08/2023	CV CASH R19,020.00 FEE		36.29 *		728,935.76
	01/08/2023	CV10921000E0UM Site 1			10,190.00	739,125.76
	01/08/2023	CV CASH R10,190.00 FEE		19.38 *		739,106.38
	01/08/2023	CALL 037881076763 118			2,500,000.00	3,239,106.38
	01/08/2023	INGCWETI HOUSING		143,415.74		3,095,690.64
	01/08/2023	UMZIMKHULU		44,165.97		3,051,524.67
	01/08/2023	AYANDA MBANGA		39,537.46		3,011,987.21
	01/08/2023	SOUTHERN SUN		30,600.00		2,981,387.21
	01/08/2023	NQOLOBANE TECH		19,550.00		2,961,837.21
	01/08/2023	RESHUB HOTEL		9,180.00		2,952,657.21
	01/08/2023	THE DOCUMENT WAREHOUSE		3,598.35		2,949,058.86
	01/08/2023	THE MBIHODING PTY		1,980.00		2,947,078.86
000869	01/08/2023	TWISTED SISTER		1,600.00		2,945,478.86
	01/08/2023	NOKWEJA CHICKE		995.00		2,944,483.86
	01/08/2023	MASHINGA ENTER		600.00		2,943,883.86
	01/08/2023	NETSTAR 5876718303230801	19.00	14,705.78		2,929,178.08
Closing balance						2,929,178.08

see money differently

NEDBANK

We subscribe to the Code of Banking Practice of The Banking Association South Africa and, for unresolved disputes, support resolution through the Ombudsman for Banking Services. Authorised financial services and registered credit provider (NCRCP18). Nedbank Limited Reg No 1951/000009/08.



Bank charges for the period 16 August 2023 to 17 August 2023

Narrative Description	Item cost (R)	VAT (R)	Total (R)
Cash fees	32.05	4.81	36.86
Other charges	0.00	0.00	0.00
Total Charges			36.86

Tran list no	Date	Description	Fees (R)	Debits (R)	Credits (R)	Balance (R)
	17/08/2023	Opening balance				5,763,207.54
000886	17/08/2023	NEDLNK DP 00217383 316			1,500.00	5,764,707.54
	17/08/2023	185900			125,000.00	5,889,707.54
	17/08/2023	TELKOMSA 165518			10,121.88	5,899,829.42
	17/08/2023	170165			3,000.00	5,902,829.42
	17/08/2023	CAPITEC 136093			1,000.00	5,903,829.42
	17/08/2023	169316			500.00	5,904,329.42
	17/08/2023	TELKOMSA 152815			65.01	5,904,394.43
	17/08/2023	DK & ASSOCIATES 12			99,750.00	6,004,144.43
	17/08/2023	CV10915000HLUM Site 2			14,790.00	6,018,934.43
	17/08/2023	CV CASH R14,790.00 FEE		28.12 *		6,018,906.31
	17/08/2023	CV10921000E9UM Site 1			4,540.00	6,023,446.31
	17/08/2023	CV CASH R4,540.00 FEE		8.74 *		6,023,437.57
	17/08/2023	0769575266101761			2,000.00	6,025,437.57
	17/08/2023	ATM CASH R2,000.00 FEE			0.00	6,025,437.57
	17/08/2023	0789915701129767			1,500.00	6,026,937.57
	17/08/2023	ATM CASH R1,500.00 FEE			0.00	6,026,937.57
	17/08/2023	0726192328104441			800.00	6,027,737.57
	17/08/2023	ATM CASH R800.00 FEE			0.00	6,027,737.57
	17/08/2023	0736309581100040500			700.00	6,028,437.57
	17/08/2023	ATM CASH R700.00 FEE			0.00	6,028,437.57
000887	17/08/2023	0726192320185966			100.00	6,028,537.57
	17/08/2023	ATM CASH R100.00 FEE			0.00	6,028,537.57
	17/08/2023	CALL 037881076763 118			2,000,000.00	8,028,537.57
	17/08/2023	MTHUTHUKISWA		430,843.41		7,597,694.16
	17/08/2023	CHW VUWAMI		205,576.97		7,392,117.19
	17/08/2023	BJL DIRECT		39,054.59		7,353,062.60
	17/08/2023	ZINZANE CONSULTING		32,939.42		7,320,123.18
Closing balance						7,320,123.18

see money differently

NEDBANK

We subscribe to the Code of Banking Practice of The Banking Association South Africa and, for unresolved disputes, support resolution through the Ombudsman for Banking Services. Authorised financial services and registered credit provider (NCRCP/16). Nedbank Ltd Reg No 1951/000009/06.



Bank charges for the period 24 August 2023 to 25 August 2023

Narrative Description	Item cost (R)	VAT (R)	Total (R)
Cash fees	15.20	2.28	17.48
Other charges	0.00	0.00	0.00
Total Charges			17.48

Tran list no	Date	Description	Fees (R)	Debits (R)	Credits (R)	Balance (R)
	25/08/2023	Opening balance				3,223,483.12
000896	25/08/2023	131452-Altair Prop-Ground Rent			33,937.54	3,257,420.66
	25/08/2023	100040809			13,523.83	3,270,944.49
	25/08/2023	NEDLNK DP 00217383 321			1,868.23	3,272,812.72
	25/08/2023	NEDLNK DP 00275711 136			490.00	3,273,302.72
	25/08/2023	SAPPIFORESTS			134,637.45	3,407,940.17
	25/08/2023	ZA128200043717			3,618.77	3,411,558.94
	25/08/2023	136103			3,000.00	3,414,558.94
	25/08/2023	169718			2,000.00	3,416,558.94
	25/08/2023	172813			2,000.00	3,418,558.94
	25/08/2023	136103			1,000.00	3,419,558.94
	25/08/2023	CAPITEC 178314			800.00	3,420,358.94
	25/08/2023	ABSA BANK 140319 AGJ KING			586.98	3,420,945.92
	25/08/2023	178864			500.00	3,421,445.92
	25/08/2023	100028854			500.00	3,421,945.92
	25/08/2023	185936			400.00	3,422,345.92
	25/08/2023	UBUHLEBEZWE			370.00	3,422,715.92
	25/08/2023	128663			370.00	3,423,085.92
	25/08/2023	CALL 037881076763 118			5,000,000.00	8,423,085.92
	25/08/2023	CV10915000I2UM Site 2			9,200.00	8,432,285.92
	25/08/2023	CV CASH R9,200.00 FEE		17.48 *		8,432,268.44
000897	25/08/2023	PROVIDENT		923,195.80		7,509,072.64
	25/08/2023	LA HEALTH		318,630.40		7,190,442.24
	25/08/2023	BONITAS		195,785.17		6,994,657.07
	25/08/2023	SUPERNUATION		192,763.31		6,801,893.76
	25/08/2023	AYANDA MBANGA		86,438.60		6,715,455.16
	25/08/2023	MORKALO		69,319.21		6,646,135.95
	25/08/2023	AVBOB		64,657.94		6,581,478.01
	25/08/2023	IXOPO MOTORS		53,486.50		6,527,991.51
	25/08/2023	KEYHEALTH		49,010.00		6,478,981.51
	25/08/2023	ANC SAVINGS		47,500.00		6,431,481.51
	25/08/2023	IXOPO ANC CAUCUS		45,500.00		6,385,981.51
	25/08/2023	RETIRMENT		45,438.30		6,340,543.21
	25/08/2023	SABLAM		44,099.38		6,296,443.83
	25/08/2023	UMZIKHULU MUNICIPALIT		43,919.32		6,252,524.51
	25/08/2023	MCPF PENSION		37,467.32		6,215,057.19
	25/08/2023	DRIVING LICENSE CARD		36,972.00		6,178,085.19
	25/08/2023	SHISALANGA CONSTRU		29,440.00		6,148,645.19
	25/08/2023	BIDVEST DERVICES		27,635.08		6,121,010.11
	25/08/2023	ANC LOCAL		22,078.50		6,098,931.61
	25/08/2023	LIBERTY LIFE		21,438.69		6,077,492.92
000898	25/08/2023	MEDICAL AID HOSMED		16,710.00		6,060,782.92
	25/08/2023	EYAMO		15,000.00		6,045,782.92
	25/08/2023	U O MAYISE TRADING		15,000.00		6,030,782.92
		Balance carried forward				

see money differently

NEDBANK

We subscribe to the Code of Banking Practice of The Banking Association South Africa and, for unresolved disputes, support resolution through the Ombudsman for Banking Service. Authorised financial services and registered credit provider (NCRCP18). Nedbank Ltd Reg No 1951/000009/06.



Bank charges for the period 14 September 2023 to 15 September 2023


Narrative Description		Item cost (R)	VAT (R)	Total (R)
Cash fees		14.04	2.11	16.15
Electronic banking fees		27563.84	4134.58	31698.42
Other charges		0.00	0.00	0.00
Total Charges				31714.57

Tran list no	Date	Description	Fees (R)	Debits (R)	Credits (R)	Balance (R)
	15/09/2023	Opening balance				346,181.98
000925	15/09/2023	NEDLNK DP 00275711 151			1,680.00	347,861.98
	15/09/2023	129509			1,000.00	348,861.98
	15/09/2023	Ref: 100028706			800.00	349,661.98
	15/09/2023	Nobahle Portia Mbulawa			500.00	350,161.98
	15/09/2023	Nzimande for Mzamo Hall			441.00	350,602.98
	15/09/2023	NEDLNK DP 00217383 331			300.00	350,902.98
	15/09/2023	BASQ37 KZN: TRAN001205614			113,519.75	464,422.73
	15/09/2023	102748			4,465.17	468,887.90
	15/09/2023	103127			2,498.00	471,385.90
	15/09/2023	101431			1,522.81	472,908.71
	15/09/2023	CAPITEC 100041855			1,500.00	474,408.71
	15/09/2023	101606			1,333.83	475,742.54
	15/09/2023	134369			1,300.00	477,042.54
	15/09/2023	CAPITEC 103213			1,228.27	478,270.81
	15/09/2023	CAPITEC 180267			1,161.31	479,432.12
	15/09/2023	CAPITEC 121178			1,107.06	480,539.18
	15/09/2023	ABSA BANK 104214			1,100.00	481,639.18
	15/09/2023	100040555			800.00	482,439.18
	15/09/2023	ABSA BANK Sphumelele ngcemu			650.00	483,089.18
	15/09/2023	185930 MUNSAMY AND KOGIE			570.00	483,659.18
000926	15/09/2023	CAPITEC 116703			500.00	484,159.18
	15/09/2023	CAPITEC 104829			500.00	484,659.18
	15/09/2023	185912			200.00	484,859.18
	15/09/2023	172167			150.00	485,009.18
	15/09/2023	147141			100.00	485,109.18
	15/09/2023	0795653749134022			900.00	486,009.18
	15/09/2023	ATM CASH R900.00 FEE			0.00	486,009.18
	15/09/2023	081515505918231			800.00	486,809.18
	15/09/2023	ATM CASH R800.00 FEE			0.00	486,809.18
	15/09/2023	0822541212z goso			200.00	487,009.18
	15/09/2023	ATM CASH R200.00 FEE			0.00	487,009.18
	15/09/2023	CALL 037881076763 118			5,000,000.00	5,487,009.18
	15/09/2023	CV10915000IFUM Site 2			8,470.00	5,495,479.18
	15/09/2023	CV CASH R8,470.00 FEE		16.15 *		5,495,463.03
	15/09/2023	MTHUTHUKISWA		989,383.71		4,506,079.32
	15/09/2023	LONDACORP TRADING		925,507.35		3,580,571.97
	15/09/2023	BUCHULE ENGINERS DEVELOP		524,223.77		3,056,348.20
	15/09/2023	ALWA AND ZENA		450,298.23		2,606,049.97
	15/09/2023	BLACK MOON INVEST		437,793.96		2,168,256.01
	15/09/2023	MAKOLONI PROJECT		311,778.23		1,856,477.78
000927	15/09/2023	MATHEMBAMAHLE ENTERPRISE		227,125.68		1,629,352.10
	15/09/2023	ISIPHO CAPITAL		163,118.20		1,466,233.90
		Balance carried forward				

see money differently

NEDBANK


We subscribe to the Code of Banking Practice of The Banking Association South Africa and, for unresolved disputes, support resolution through the Ombudsman for Banking Services. Authorised financial services and registered credit provider (NCRCP16). Nedbank Ltd Reg No 1951/00009/06.



Bank charges for the period 16 September 2023 to 18 September 2023

Narrative Description	Item cost (R)	VAT (R)	Total (R)
Cash fees	45.43	6.82	52.25
Other charges	0.00	0.00	0.00
Total Charges			52.25


Tran list no	Date	Description	Fees (R)	Debits (R)	Credits (R)	Balance (R)
	18/09/2023	Opening balance				582,009.77
000931	18/09/2023	100040706			10,000.00	592,009.77
	18/09/2023	131256			1,595.31	593,605.08
	18/09/2023	103189			1,225.00	594,830.08
	18/09/2023	134644			1,000.00	595,830.08
	18/09/2023	CAPITEC 136093			1,000.00	596,830.08
	18/09/2023	121233/BARNES			500.00	597,330.08
	18/09/2023	0769575266101761			1,000.00	598,330.08
	18/09/2023	ATM CASH R1,000.00 FEE			0.00	598,330.08
	18/09/2023	CALL 037881076763 118			4,000,000.00	4,598,330.08
	18/09/2023	CV10921000EKUM Site 1			12,410.00	4,610,740.08
	18/09/2023	CV CASH R12,410.00 FEE		23.75 *		4,610,716.33
	18/09/2023	CV10915000IGUM Site 2			14,920.00	4,625,636.33
	18/09/2023	CV CASH R14,920.00 FEE		28.50 *		4,625,607.83
	18/09/2023	CAPITAL POWER PROJECT		1,534,041.99		3,091,565.84
	18/09/2023	MP MAKOLONI PROJECT		797,153.90		2,294,411.94
	18/09/2023	BLACKMOON INVESTMENT		684,364.25		1,610,047.69
	18/09/2023	SHANTIS ELECTRICITY		517,428.59		1,092,619.10
	18/09/2023	R BUSISIWE PTY		480,905.27		611,713.83
	18/09/2023	IZINGODLA		369,730.62		241,983.21
	18/09/2023	ZIINZAME CONSULTING		107,458.43		134,524.78
000932	18/09/2023	THE INSTITU OF INTERNAL AUDITO		20,010.00		114,514.78
Closing balance						114,514.78



Bank charges for the period 18 September 2023 to 19 September 2023

Narrative Description		Item cost (R)	VAT (R)	Total (R)
Cash fees		22.14	3.32	25.46
Other charges		0.00	0.00	0.00
Total Charges				25.46

Tran list no	Date	Description	Fees (R)	Debits (R)	Credits (R)	Balance (R)
	19/09/2023	Opening balance				114,514.78
000933	19/09/2023	NEDLNK DP 00275711 153			1,330.00	115,844.78
	19/09/2023	MCSA_103608			3,274.52	119,119.30
	19/09/2023	170165			3,000.00	122,119.30
	19/09/2023	100674			2,228.23	124,347.53
	19/09/2023	2600125334DESKOM HOL			1,541.06	125,888.59
	19/09/2023	CALL 037881076763 118			5,200,000.00	5,325,888.59
	19/09/2023	CALL 037881076763 118			1,500,000.00	6,825,888.59
	19/09/2023	CV10915000IHUM Site 2			13,360.00	6,839,248.59
	19/09/2023	CV CASH R13,360.00 FEE	25.46 *			6,839,223.13
	19/09/2023	MTHUTHUKISWA		445,207.04		6,394,016.09
	19/09/2023	METROPROJECT		384,681.50		6,009,334.59
	19/09/2023	MTHUTHUKISWA CONSTRU		222,603.52		5,786,731.07
	19/09/2023	MCHILOBUVU CONSTRU		106,910.38		5,679,820.69
	19/09/2023	MALANDA SEVICE		3,960.00		5,675,860.69
	19/09/2023	SHANGE ZETHU		1,560.00		5,674,300.69
Closing balance						5,674,300.69



Bank charges for the period 19 September 2023 to 20 September 2023

Narrative Description	Item cost (R)	VAT (R)	Total (R)
Cash fees	29.57	4.44	34.01
Other charges	0.00	0.00	0.00
Total Charges			34.01

Tran list no	Date	Description	Fees (R)	Debits (R)	Credits (R)	Balance (R)
	20/09/2023	Opening balance				5,674,300.69
000934	20/09/2023	NEDLNK DP 00275711 154			1,190.00	5,675,490.69
	20/09/2023	NEDLNK DP 00217383 333			400.00	5,675,890.69
	20/09/2023	111605 - RATES			21,080.75	5,696,971.44
	20/09/2023	136598 BAMBOO ROCK			9,628.70	5,706,600.14
	20/09/2023	111612 - RATES			6,280.75	5,712,880.89
	20/09/2023	100100			3,352.34	5,716,233.23
	20/09/2023	107176			3,352.34	5,719,585.57
	20/09/2023	100227-STUARTS DRIVE			3,065.12	5,722,650.69
	20/09/2023	135456 - EAST STR LOT 131			2,155.25	5,724,805.94
	20/09/2023	101716-EAST LOT 3 8/5			1,835.46	5,726,641.40
	20/09/2023	135463 - CHAPEL STR			1,726.96	5,728,368.36
	20/09/2023	RATES REF 113140			1,425.00	5,729,793.36
	20/09/2023	134864-COMMERCIAL ROAD			1,401.46	5,731,194.82
	20/09/2023	101888-KENNEDY CRESCENT			1,311.04	5,732,505.86
	20/09/2023	135841-16 HIGH STREET			1,292.96	5,733,798.82
	20/09/2023	185940			1,208.00	5,735,006.82
	20/09/2023	102078-STUARTS DRIVE			1,166.37	5,736,173.19
	20/09/2023	100090			334.32	5,736,507.51
	20/09/2023	101888			175.77	5,736,683.28
	20/09/2023	135463			175.77	5,736,859.05
000935	20/09/2023	134864			175.77	5,737,034.82
	20/09/2023	109013			175.77	5,737,210.59
	20/09/2023	135841			175.77	5,737,386.36
	20/09/2023	102078			175.77	5,737,562.13
	20/09/2023	101716			175.77	5,737,737.90
	20/09/2023	135456			175.77	5,737,913.67
	20/09/2023	110350			167.16	5,738,080.83
	20/09/2023	MISS NH DLAMINI 06			1,069.20	5,739,150.03
	20/09/2023	0726065047112211			1,000.00	5,740,150.03
	20/09/2023	ATM CASH R1,000.00 FEE			0.00	5,740,150.03
	20/09/2023	CALL 037881076763 118			1,600,000.00	7,340,150.03
	20/09/2023	ULM1741 14			500.00	7,340,650.03
	20/09/2023	CV10921000ELUM Site 1			4,700.00	7,345,350.03
	20/09/2023	CV CASH R4,700.00 FEE	8.93 *			7,345,341.10
	20/09/2023	CV10915000IUM Site 2			13,150.00	7,358,491.10
	20/09/2023	CV CASH R13,150.00 FEE	25.08 *			7,358,466.02
	20/09/2023	STAFF SALARIES SEPT 2023		2,657,793.04		4,700,672.98
	20/09/2023	MNAGERS SEPT SALARIES		920,607.55		3,780,065.43
	20/09/2023	SEPT EPWP		623,951.10		3,156,114.33
	20/09/2023	SEPT COUNCILLORS 2023		609,771.20		2,546,343.13
000936	20/09/2023	SEPT FIRE SALARIES		293,391.74		2,252,951.39
	20/09/2023	SEPT TEPMS SALARIES		73,150.68		2,179,800.71
	20/09/2023	WARD SUPPORT CLERKS		35,000.00		2,144,800.71

Closing balance	2,144,800.71
------------------------	---------------------

see money differently



We subscribe to the Code of Banking Practice of The Banking Association of South Africa and encourage our clients to read and understand it.



Bank charges for the period 26 September 2023 to 27 September 2023

Narrative Description	Item cost (R)	VAT (R)	Total (R)
Cash fees	22.97	3.44	26.41
Service fees	66.09	9.91	76.00
Other charges	56.52	8.48	65.00
Total Charges			167.41

Tran list no	Date	Description	Fees (R)	Debits (R)	Credits (R)	Balance (R)
	27/09/2023	Opening balance				905,851.50
000943	27/09/2023	167060			6,049.62	911,901.12
	27/09/2023	NEDLNK DP 00217383 336			2,866.50	914,767.62
	27/09/2023	NEDLNK DP 00275711 158			1,540.00	916,307.62
	27/09/2023	101565			25,510.03	941,817.65
	27/09/2023	129444			5,582.29	947,399.94
	27/09/2023	159867			5,205.80	952,605.74
	27/09/2023	106601			3,511.20	956,116.94
	27/09/2023	2600131362DESKOM HOL			1,536.65	957,653.59
	27/09/2023	135009 YAPI V. N			1,200.00	958,853.59
	27/09/2023	160063			706.35	959,559.94
	27/09/2023	114990			600.00	960,159.94
	27/09/2023	CAPITEC 174011 S.F. DUMA			500.00	960,659.94
	27/09/2023	CLEARANCE CERT/142304			112.00	960,771.94
	27/09/2023	ABSA BANK 140364			44.41	960,816.35
	27/09/2023	EFT2309270003763 Q29-KZ HUM-00			6,721,634.52	7,682,450.87
	27/09/2023	CALL 037881076763 118			4,000,000.00	11,682,450.87
	27/09/2023	VAT 28/08-26/09 = R4 365.35			0.00	11,682,450.87
	27/09/2023	CV10915000ILUM Site 2			13,870.00	11,696,320.87
	27/09/2023	CV CASH R13,870.00 FEE		26.41 *		11,696,294.46
	27/09/2023	PROVIDENT		891,722.76		10,804,571.70
000944	27/09/2023	LA HEALTH		304,528.00		10,500,043.70
	27/09/2023	SUPERNUATION PENSION		192,763.31		10,307,280.39
	27/09/2023	BONITAS		191,433.55		10,115,846.84
	27/09/2023	AVBOB		62,908.33		10,052,938.51
	27/09/2023	KEYHEALTH		52,851.20		10,000,087.31
	27/09/2023	SANAM SKY		48,858.44		9,951,228.87
	27/09/2023	ANC SAVINGS		47,500.00		9,903,728.87
	27/09/2023	ANC CAUCUS		45,500.00		9,858,228.87
	27/09/2023	RETIRMENT PENSION		45,438.30		9,812,790.57
	27/09/2023	IXOPO MOTORS		45,333.95		9,767,456.62
	27/09/2023	MCPF		37,467.32		9,729,989.30
	27/09/2023	ANC LOCAL		22,078.50		9,707,910.80
	27/09/2023	LIBERTY LIFE		20,039.44		9,687,871.36
	27/09/2023	HOSMED MEDICAL		16,710.00		9,671,161.36
	27/09/2023	SAMWU		13,780.00		9,657,381.36
	27/09/2023	SAMWU MEDICAL		12,988.00		9,644,393.36
	27/09/2023	SALGB LEVIES		5,940.36		9,638,453.00
	27/09/2023	EFF		5,817.79		9,632,635.21
	27/09/2023	IMATU		5,270.00		9,627,365.21
	27/09/2023	ANC NATIONAL		4,600.00		9,622,765.21
000945	27/09/2023	IFP		4,066.58		9,618,698.63
	27/09/2023	SAMWU FUNERAL		2,068.45		9,616,630.18
		Balance carried forward				

see money differently

NEDBANK

We are subject to the Code of Banking Practice of The Banking Association of South Africa and encourage depositors to read the code.